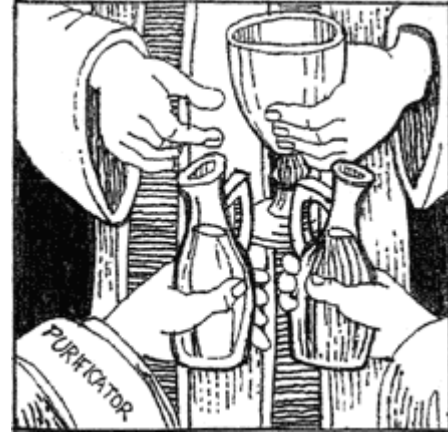



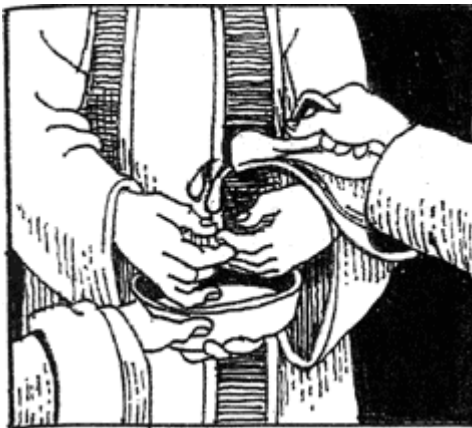
Presenting the Elements to the Priest

1. At the start of the sermon or during a prayer, casually make a head count of the congregation.
2. After the "Peace", gather the collection plates and stand on the left side of the altar ready to present them to the priest before the "Offertory". Present them at his request.



3. As the priest prepares the altar, pick up the ciborium (butter dish) containing the wafers. Remove the lid and present it to the priest. Whisper the head count to the priest and the priest will place the wafers in the paten.

4. Return the Elements Table and replace the lid on the ciborium. Place the purificator on your left forearm. Remove the tops of both cruet (pitchers). Grasp the wine cruet in one hand and the water cruet in the other hand **with the handles facing toward the priest**. The priest will pour the contents into the chalice and return them to you. Take them back to the Elements Table.



5. Return to the Elements Table, Cup the wine and pick up the lavabo (cereal dish) in your left hand. Keep the purificator on your left arm, and grasp the water cruet in your right hand. Approach the priest. The priest will hold his fingers together over the lavabo and you will pour water over his fingers. He will take the purificator from your arm, dry his fingers and return the purificator to your arm. Bow to each other, and return to the Elements Table. Place the water cruet and the lavabo on the table. Cap the cruet and place the folded purificator on the table and you are done. Return to your original spot.

